

# **Use, Problem and Prospects of Library Resources and Services by Users of Raipur and Durg Kendriya Vidyalaya Sangathan in Chhattisgarh**

**Neelam<sup>1</sup>; Dr. Harish Kumar Sahu<sup>2</sup>**

Research Scholar, School of Studies in Library & Information Science, Pt. Ravishankar Shukla University, Raipur (Chhattisgarh), India<sup>1</sup>; Sr. Assistant Professor, School of Studies in Library & Information Science, Pt. Ravishankar Shukla University, Raipur (Chhattisgarh), India<sup>2</sup>

*hari197479@yahoo.in*

## **ABSTRACT**

*This paper aim to determine the Kendriya Vidyalayas libraries related information like frequency of library visit, Purpose of library visit, awareness and use of library resources, level of satisfaction on various library resources, perception about library collection etc. Study is conducted in KVS (Raipur and Drug (Bhilai)) 150 questionnaires 110 (73.3%) are answered. The result shows that most of the library users are female and most of the library users visit library for reading newspaper. 98% of the users are aware about library collection and maximum no. of users are highly satisfied with the collection of textbooks.*

**Keywords:** Kendriya Vidyalaya, library collection, resources, services, school education.

## **INTRODUCTION**

Education is a valuable tool for acquiring knowledge. The value of quality education at a much younger age is critical. School education serves as a solid basis for students' life skills and goals. A school library is a vital part of school education. A school without a library is like a human without a heart. For students, libraries are not just a collection of books but a source of new ideas, and information and a place for creating new knowledge.

KVS is known for its up-to-date technologies in learning. The library of Kendriya Vidyalaya is considered a very useful platform that brings together people willing to learn. Students can develop their reading habits from a library and satisfy their thirst and curiosity for knowledge. KVS have started online projects to promote international understanding with schools in other countries. Exchange programs for teachers and students with the United States and Japan, the introduction of the German language and plans to include some other foreign languages in the curriculum, some of the actions of KVS, which facilitate students to successfully accommodate students and enriching, which is the changing needs of globalization. This study will help measure the impact of library services

## ***Use, Problem and Prospects of Library Resources and Services by Users of Raipur and Durg Kendriya Vidyalaya Sangathan in Chhattisgarh***

on 4 personal information behaviour, which will have practical implications for library service planning. Various strategies are required to overcome personal and library service bottlenecks. Individual perceptual barriers to the use of public libraries can be addressed by target marketing.

### **REVIEW OF LITERATURE**

Review of literature is a part of the research report where the researcher analyses and discusses published/ scholarly information relating to the subject area under research. A study of related literature allows the researcher to acquaint herself with current knowledge in the area where she/he proposes to do research.

**Tikam, Swati (2019)** “A Critical Study of Libraries of Jawahar Navodaya Vidyalayas of Chhattisgarh”. This paper is about the use, awareness, and present status of the libraries of Jawahar Navodaya Vidyalaya. This paper includes 17 NVS Schools which belong to 27 districts of Chhattisgarh. Which result shows that all 17 NVS schools have well-educated and trained librarians. Libraries have good and maintained collections and well-structured timetables with regular library periods.(Tikam, 2019)

**Dawkins, April M, and Gavigan, Kasen W (2019)** published by "Research Journal of the American Association of School Librarians" in the South-eastern United States. This evaluated the collection of e-books in high school libraries. The study concludes that eight high school libraries have information on circulation and usage patterns and their important implications for the development of school library e-book collections. E-book circulation has represented a very low total circulation for most high school libraries, and analysis of the interviews reveals E-book collection similarities and differences.(Dawkins & Gavigan, 2019)

**Babu N. C., Kiran (2018)** in the present study, students of Jawahar Navodaya Vidyalaya and Kendriya Vidyalaya are compared on Intelligence, Creativity, and Academic Task Commitment on a sample of 320 from JNVs and 450 from KVs in Karnataka taking the total sample to 770 students using a stratified random sampling technique. There was a significant difference between the students of JNV and KV's on Intelligence in favor of JNV students. Among the students of JNV's and KVS, the boys and girls differed significantly in Intelligence in favor of boys. Concerning teaching strategies by JNV and KV teachers to nurture higher levels of intelligence, creativity, and academic task commitments among their students, teachers feel that they must change teaching methods/techniques, Activity-based learning to use problem-solving methods. Finally, teachers are of the view that students must be allowed and encouraged to participate in extra co-curricular activities like inter-school competitions, Olympiad exams, projects, exhibitions, and so on. (Kiran N.C.\* and C.G.Venkatesha Murthy, 2018)

**Chakraborty, Parijat and Sultana, Farhana Yasmin (2017)** published by “International Education & Research Journal [IERJ]” the study is evaluated on A case study (on KVs IIT Guwahati) conducted to offer an overall knowledge about the Sangathan in general and the school under consideration in particular. A detailed analysis of a particular school has enabled us to assess the norms and procedures of such type of school. Such schools are spread in all the states and union territories of India which helps in binding together and it acts as an agent of national integration. Along with this, the 'Hindi language is promoted which is 8 our national language. Another important feature that this study could perceive is that through these schools there is uniformity either in terms of uniform,

rules, regulations, or syllabi all over the country. A student who passed out from such a school obtains equal recognition and status in any part of the nation.(Chakraborty, 2017)

**Ramasamy, and P. Padma, Library Blogs of Selected Central Schools of Kerala Region: A State-of-the-art Study of School Library Blog (2014)** This study reports the URLs and domains of seven KV and English blogs. Google and KV The librarian group was browsed and each KV library blog was visited to gather the necessary data in Kendriya Vidyalayas have been gaining prominence in recent times in terms of theme, content, structure and web 2.0 tools. KV School Librarian is making good efforts to meet the needs of its customers online 24X7. Some concrete steps should be taken to regularize and standardize the KVS A 'School Library Blogging Manual'. To ensure content and Presentation, uniformity, and accessibility of KVS library blogs and to avoid data duplication.(Ramasamy, 2014)

## **OBJECTIVE OF THE STUDY**

The main objective of this research paper is to examine the challenges Kendriya Vidyalaya libraries are facing and to find out the opportunities available to promote school libraries and improve the status of school libraries by overcoming their problems. There is another aim of this research study is to analyze the determination of the following objectives

1. To find out how libraries of KVS encourage and foster reading habits among students.
2. To find out how actively students participate in library programs.
3. To recognize and facilitate optimal use of libraries by all students.
4. Locating library collections in KVS libraries.
5. To know the satisfaction of students and the availability of resources in Kendriya Vidyalaya.
6. To find out the condition of the KVS library and the types of services provide by KVS libraries.
7. To find out if any type of electronic resources is being used in the KVS libraries.
8. To find out how much school students are aware of information literacy and library resources and services provided by libraries.

## **AREA OF STUDY**

This study will be conducted in Kendriya Vidyalaya Sangathan (C.G.) particular reference to K.V. Raipur No.1 (shift 1+ shift 2) and K.V. Bhilai. K.V. Raipur.

K.V. Raipur is an autonomous organization under the Ministry of Human Resource Development (HRD), Govt. of India. Ever since its inception in 1965, it has been the endeavour of Kendriya Vidyalaya Sangathan to pursue excellence and set pace in the field of school education and to develop the spirit of national integration and create a sense of “Indianness” among children. (<https://No1raipur.Kvs.Ac.In/>, n.d.)

Kendriya Vidyalaya BMV was established in 1988. The school is located in Charoda area of Bhilai. It is a Government School and is part of Kendriya Vidyalaya Sangathan (KVS) and is managed by Civil.(<https://Bhilai.Kvs.Ac.In/>, n.d.)

## **RESEARCH METHODOLOGY**

The survey method is being adopted in this study. This study is based on primary data collected from K.V. Raipur and K.V. Bhilai. This study is executing in K.V. Raipur and Bhilai 150 questionnaires were distributed, out of which 110 (73.3%) answered. The received data is analyzed with the help of Excel and represented which the help of charts and tables.

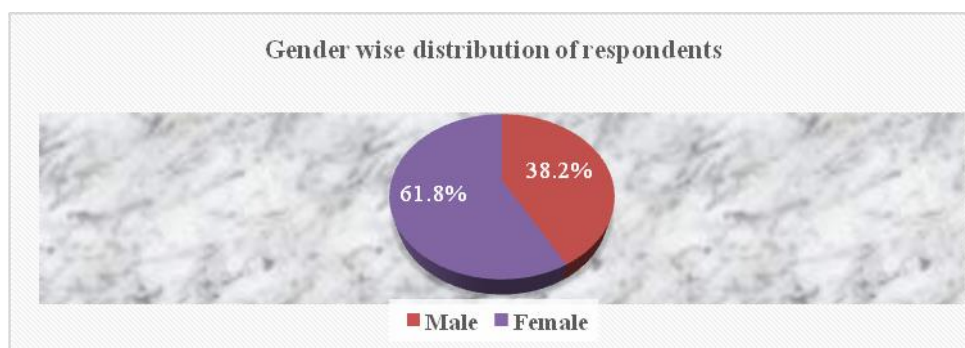
## **DATA ANALYSIS AND INTERPRETATION**

Data interpretation is the process of reviewing data and arriving at relevant conclusions using various analytical methods. We have taken two (K.V. Raipur No.1 and K.V. Bhilai) schools of Kendriya Vidyalaya of Chhattisgarh. In which we have collected data about how much users of the library use the library resources and services. Researchers use various steps in research. In these steps important step data analysis has to be done, which is as follows.

**Table No. 1** Gender wise distribution of respondents

<b>Gender</b>	<b>Respondents</b>	<b>Percentage</b>
Male	42	38.2%
Female	68	61.8%
Total	110	100%

**Graph No. 1**

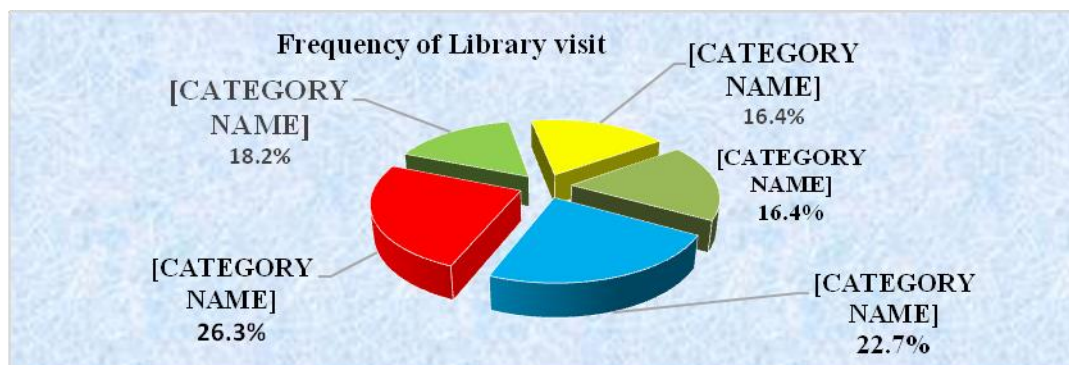


Analysis of the above table shows that the total number of library users in the school is 110 out of which 38.2% of users are male and 61.8% of users are female.

**Table No. 2** Frequency of Library visit

<b>Frequency</b>	<b>Respondents</b>	<b>Percentage</b>
Only during lunch break	20	18.2%
Daily	18	16.4%
Once in a week	18	16.4%
Twice a week	25	22.7%
Occasionally	29	26.3%
Total	110	100%

Graph No. 2



The analysis of the above table shows that out of the total (100%) library users, most of the users use the library occasionally (26.3%) or use it twice a week (22.7%), and fewer users visit the library Daily (18.2%). 18.2% of the library users visit the library during lunch breaks and 16.4% of the users visit the library once a week.

Table No.3 Purpose of visiting the library

Purpose of visiting the library	Respondent	Percentage
Borrowing books	35	31.8%
Reading Magazines	66	60%
Reading Newspaper	85	77.2%
For Reference	32	29%
Using Internet	25	22.7%
Any Other	5	4.5%

(Multiple answers permitted)

Graph No. 3

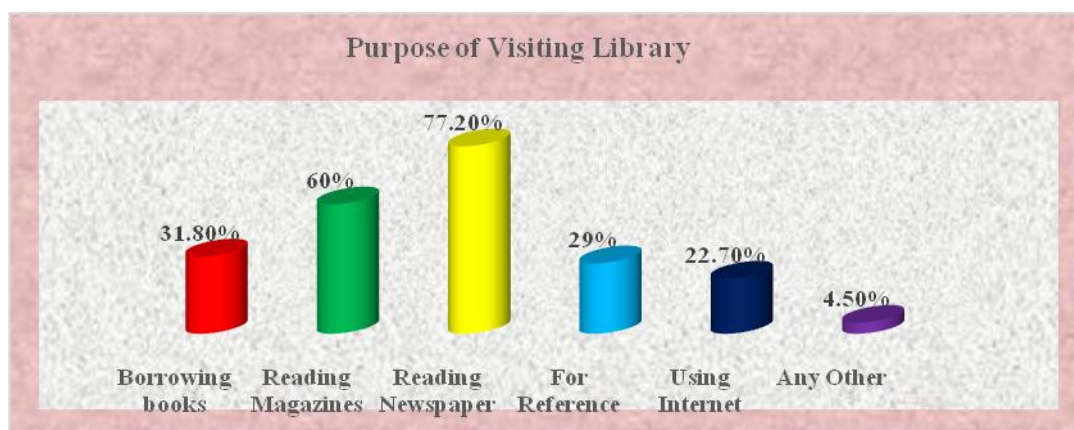


Table No.3 based on multiple choice questions shows the total no. of users who visit the library to read the Newspaper is 77.2%. 60% of users have to visit their library generally for reading Magazines. 31.8% of users visited the library to borrow Books, about 29% of users visited the library to use references, and 22.7% used the internet. Few users (4.5%) have another reason to visit the library.

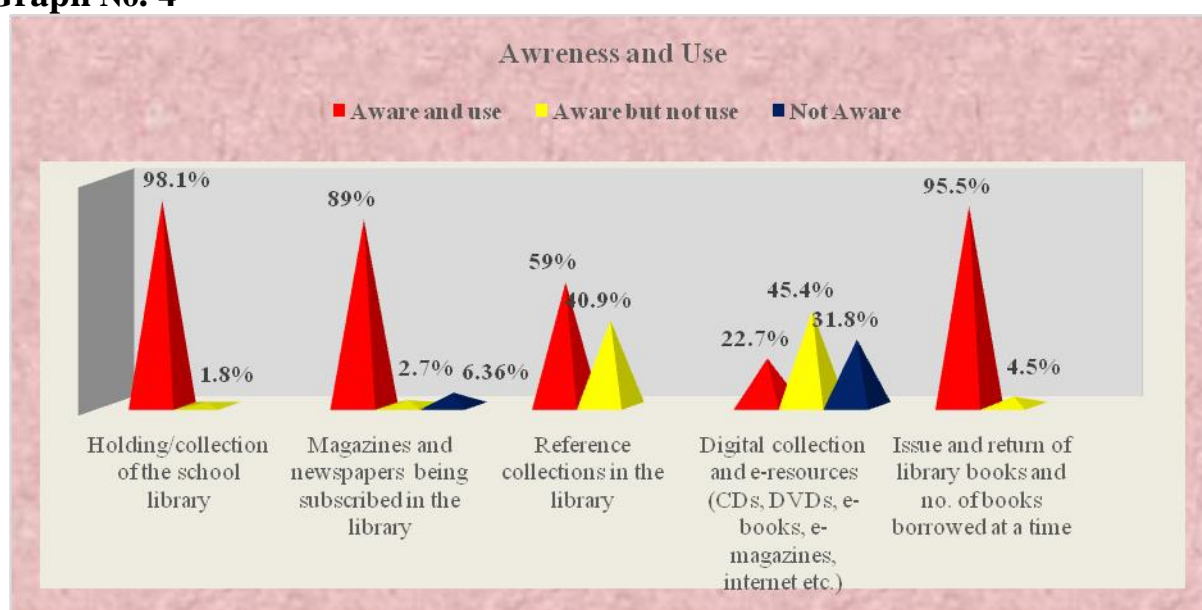
**Use, Problem and Prospects of Library Resources and Services by Users of Raipur and Durg Kendriya Vidyalaya Sangathan in Chhattisgarh**

**Table No. 4** Awareness and use of library resources

Awareness and use	Aware and use	Aware but not use	Not Aware
Holding/collection of the school library	108	2	
Magazines and newspapers being subscribed in the library	98	3	7
Reference collections in the library	65	45	
Digital collection and e-resources (CDs, DVDs, e-books, e-magazines, internet etc.)	25	50	35
Issue and return of library books and no. of books borrowed at a time	105	5	

(Multiple answers permitted)

**Graph No. 4**



In the above graph, it is shown how many users of the library are aware of the library resources and use those resources. 98.1% of the users are aware of holding /collecting the school library and using it, but there are some users 1.8% aware of library resources but not using them. 89% of the library users are aware of the magazines and newspapers subscribed to the library, 2.7% of the user's aware but do not use the library resources, other 6.36% of users not even known which magazine or newspaper is available in the library. 59% of users are aware of reference collection and using it frequently, and the rest of the users 40.9% are aware of reference collection but not using it. 22.7% of library users are aware of the digital collection available in the library using it, but 45.4% of the users do not use the digital collection present in the library apart, from that 31.8% of users are not aware of what kind of digital collection is available in the library. 95.5% of the users are aware of the issue and return of the library books and the number of books borrowed at a time, but 4.5% of the users are not using this resource.

**Table No. 5** Level of satisfaction on various library resources

S. No	Level of Satisfaction on Library Resources	HS	S	N	DS	HDS
1	Reference Collection available in the library	16	88	6		
2	Textbooks	70	35	5		
3	Biographies	35	75			
4	Personality Development book	60	45	5		
5	Fiction	20	80	10		
6	No. of Newspapers	15	93	2		
7	Journal and Magazines	16	91	3		
8	CDs/DVD collections	14	76	15	5	
9	Computer and internet facility	12	86		12	
10	Total collection available in the library	8	92	10		

(HS= Highly Satisfied; S= Satisfied; N=Neutral; DS= Dissatisfied; HDS= Highly Dissatisfied)

It is observed from Table No.5 that 80% of users out of the total respondents think that the Total collection of their library is sufficient, 14.5% of users are Highly Satisfied with the library collection, and about 5.5% of users believe the library collection is neutral. 78.2 % of the users are satisfied with the computer and internet facility, 10.9% of the users are Highly Satisfied with their computer and internet facility, and the rest 10.9 % of them are dissatisfied. 69 % of the Total library users are satisfied with the collection of CDs/DVDs, and about 12.7 % the Highly Satisfied with the CD/DVD collection. Some users (13.6%) are neutral and the rest (4.5%) are dis-satisfy with this collection. 82.7 % of the library users were satisfied with library Journals and Magazines. The 14.6 % were Highly Satisfied, rest of the 2.7% were neutral about the collection of Journals and Magazines. 84.5 % of the users were satisfied with the no. of newspapers subscribed, 13.6 % of the users were Highly Satisfied, and the rest is 1.81% neutral about the collection of newspapers. 72.7% of the library users are satisfied with the fiction book available in the library and (18.1%) of the users are Highly Satisfied with the collection of Fiction, 19% are neutral. 40.9 % of the library users are satisfied with the collection of personality development Books 54.5% of them are Highly Satisfied and the rest of them are 1.8% neutral about their opinion. 68.2% of users are satisfied with the biographies available in the library and 31.8% of them are Highly Satisfied. 63.6% of the library users are Highly Satisfied with the textbook collection 31.8% of the users are satisfied and the rest of 4.5% are neutral about the collection. 80% of the library users were Satisfied with the reference collection available in the library 14.5% of the users were Highly Satisfied and the rest 5.4% of the total users were neutral about the collection.

**Table No.6** Perception of library collection

Perception of Library Collection	Respondent	Percentage
More than sufficient	5	4.5%
Sufficient	60	54.5%
Just Sufficient	23	21%
NO	22	20%
Total	110	100

**Use, Problem and Prospects of Library Resources and Services by Users of Raipur and Durg Kendriya Vidyalaya Sangathan in Chhattisgarh**

**Graph No. 5**



It is observed from the Table No.6 that 60 (54.5%) users out of total respondents think that the collection of their library is sufficient. About 23 (21%) of user are just sufficient and about 22 (20%) of users not satisfied with their library collection. according to few students of about 5(4.5%) collection of their library resources is more than sufficient for library users.

**Table No. 7** Adequacy of current library collection

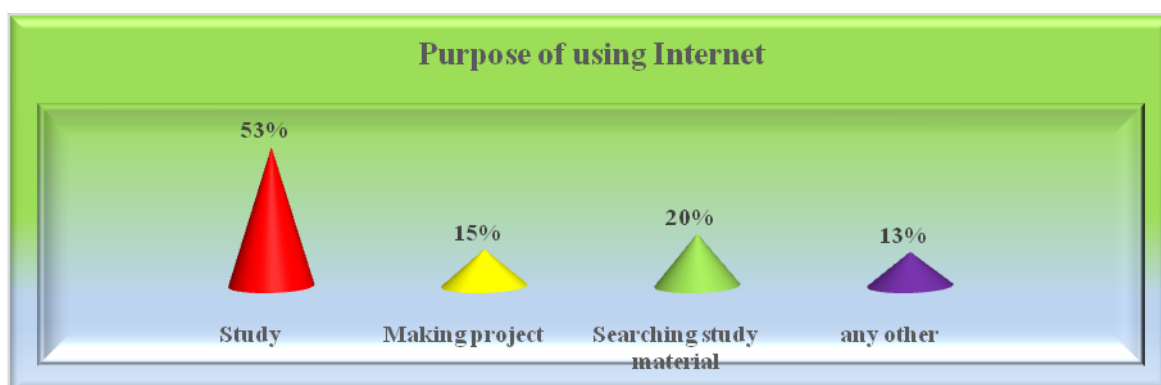
Adequacy of Current Library Collection	Respondent	Percentage
Agree	43	39.1%
Moderate	35	31.8%
Disagree	32	29.1%
Total	110	100

It is observed from Table No. 7 that 39.1 % of library users out of total respondents agree that the current library collection is adequate to support the syllabus. According to 31.8 % users their library collection is moderate and 29.1% users disagree with the collection of their library that is adequate to support their syllabus.

**Table No. 8** Purpose for using internet

Purpose for using Internet	Respondents	Percentage
Study	58	53%
Making project	16	15%
Searching study material	22	20%
any other	14	13%

**Graph No. 6**





It is observed from the Table No. 8 that 53% users of total respondents using the internet only for the purpose of study. About 15% and 20 % of total respondents using internet only for the purpose of making project and search study material, respectively 13 % of users are using the internet for any other purpose.

**Table No. 9** Use of library resources

Use of library resources	Respondent	Percentages
Text book	78	71%
CD/DVD	14	13%
Magazines /Journals	13	12%
Novels	25	23%
Autobiography	10	9%
Reference book	20	18%
News Paper	25	23%
Story Books	54	49%
other /rare collection	3	3%

(Multiple answers permitted)

It is observed from the Table No. 9 that the study materials available in maximum quantities are textbook 71% and storybook 49%. other materials like magazines 12% novels 23%, autobiography 18%, reference books 18% and newspapers 23 % are available in similar quantities as requires in their school libraries. The electronic materials like CD/DVD 13% and 3% rarely available for students in their library.

**Table No. 10** Services provided by library

Library Services	No. of Respondent	Percentage
Issue/Return	100	90.9%
Re-issue	60	54.5%
Printout	2	1.8%
Photocopy	6	5.5%
Computer	4	3.6%
OPAC	0	0.00
Internet	20	18%
Selective dissemination of information	0	0.00
Current awareness services	5	4.5%
Others	11	10%

(Multiple answers permitted)

It is observed from the Table No. 10 that 90.90% of users out of total respondents say that they can only acquire the benefits of issue/return facility from there library and about 54.50% of users have benefits of re-issue from there library. According to few students, there are so many facilities like printout 1.80%, photocopy 5.50%, computer 3.60%, internet 18%, current awareness services 4.5 % and others 10% which their library services provided to them.

## ***Use, Problem and Prospects of Library Resources and Services by Users of Raipur and Durg Kendriya Vidyalaya Sangathan in Chhattisgarh***

**Table No. 11** Wish to add up information literacy in school curriculum

<b>Add Information Literacy</b>	<b>Respondents</b>
Yes	95
No	15

Table No.11 depicts the distribution of respondents on “wish to add up information literacy in school curriculum’ 86.3% respondents stated they wish to add up information literacy in school curriculum. The analysis shows that majority of the respondents wished to add up Information literacy in school curriculum.

### **FINDINGS**

- Two schools in Chhattisgarh have been included in this study, Kendriya Vidyalaya Sangathan Raipur and Kendriya Vidyalaya Sangathan Bhilai.
- Total number of library users in the school is 110 out of which 38.2% of users are male and 61.8% of users are female.
- Maximum number of users use the library occasionally 26.3% and 16.4% of users use the library during lunch breaks.
- The maximum number of users visit library for reading newspaper 77.2% and 53.3% users have to visit their library generally for the reading Magazines.
- 98% of the users aware about Holding /Collection of the school library and using it. 95% of library users aware about the magazines and newspapers being subscribed in the library and 95% of the library users aware about issue and return of the library and number of books borrowed at a time.
- Maximum number of library users highly satisfy with the textbook (63.6%) and personality development book (54.5%) collection available in the library.
- 54.5% users out of total respondents think that the collection of their library is sufficient.
- 39.1% of the library users agree that the current library collection is adequate to support the syllabus.
- 53% of the respondents using the internet only for the purpose of study.
- Maximum number of study material available in the library is textbook (71%) and story books (49%).
- 90.9% of users out of total respondents say that they can only acquire the benefits of issue/ return facilities from there library.
- Majority of 86.3% respondents stated they wish to add up information literacy in school curriculum.

### **CONCLUSION**

Education is vital for the development of the country. Kendriya Vidyalaya school is known for providing the best education to the country. In this study we have studied the activities related to Kendriya Vidyalaya library. We have come to know from this study that the library of Kendriya Vidyalaya is an updated and well-organized library.

## **REFERENCES**

1. Tikam, Swati. "A Critical Study of Libraries of Jawahar Navodaya Vidyalayas of Chhattisgarh." Pt. Ravishankar Shukla University, 2019. Print.
2. Dawkins, April M., and Karen W. Gavigan. "E-Book Collections in High School Libraries: Factors Influencing Circulation and Usage." *School Library Research* 22 (2019): n. pag. Print.
3. Kiran N.C. and C. G. Venkatesha Murthy. "Intelligence among the Students of Jawahar Navodaya Vidyalayas and Kendriya Vidyalayas." *International Journal of Indian Psychology* (2018): 2349–3429. Print.
4. Chakraborty, Parijat and Farhana Yasmin Sultana. "A Case Study on Kendriya Vidyalaya, IIT Guwahati." *International Education and Research Journal*. ISSN NO. 2454-9916 (2017):165-174.
5. Ramasamy, K. and Padma, P. "School Library Blogs as the Trailblazing Medium for Online Interactive Information Dissemination System: A Case Study with Special Reference to Kendriya Vidyalaya, Madurai." *International Journal of Scientific Research* 5.5 (2014): 1314–1324. Print.
6. Bhojar, Shailesh M. "Status and Services of Kendriya Vidyalaya Libraries." *International Journal of Humanities and Social Science Study*. 2349-6959 (2016):311-317. www.ijhss.com.
7. Moruf, Hawwau A. "Students' Utilization of Secondary School Libraries I Akinyele Local Government Area of Oyo State, Nigeria." *IOSR Journal of Research and Methods in Education*. (2015):60-66.
8. Singh, Anup. "School Library and Use of Social Media to Interact with Student- A Case Study concerning Kendriya Vidyalaya Libraries, Government and Private School Libraries in North East." *International Journal of Science and Research*. (2015):1626-1633.
9. Ramasamy, K. And P. Padma. "School Library Blogs as the Trailblazing Medium for Online Interactive Information Dissemination System: A Case Study with Special Reference to Kendriya Vidyalaya, Madurai." *International Journal of Scientific Research*. 2278-3482 (2014).
10. Fakomogbon, M.A., Bada, A. A., Dmiola, Ramasamy, K. And P. Padma. "Library Blogs of Selected Kendriya Vidyalayas of Kerala Region: A State-Of-The-Art Study of School Library Blogs In Terms of Theme, Content, Structure and Web 2.0 Tools Used." *International Journal of Scientific Research*. 2277-8179 (2014).
11. Fakomogbon, M.A., Bada, A. And Awoyemi, S.O. "Assessment of school library resources in public secondary school in Ilorin Metropolis." *International journal of Contemporary Research in Business*. (2012):486-492.
12. Sei-Ching Joanna Sin "Modelling the impact of individuals' characteristics and library service levels on high school students' public library usage: A national analysis" S.-C.J. Sin / *Library & Information Science Research* 34 (2012) 228–237.
13. Alemna, A. A. "School library in Ghana: a state-of-art report." *The International Association of School Librarianship*.2002
14. Dr. April M. Dawkins, Karen W. Gavigan. "E-Book Collections in High School Libraries: Factors Influencing Circulation and Usage" *Research Journal of American Association of School Librarians*. (2019) www.ala.org/aasl/slr.
15. <https://doi.org/10.1016/j.lisr.2012.01.002>
16. <https://roraipur.kvs.gov.in/directory/cluster>.
17. "https://Bhilai.Kvs.Ac.In/." N.p., n.d. Print.
18. "https://NoIraipur.Kvs.Ac.In/." N.p., n.d. Print.