

# **Access of E-Resources under N-List Programme in Maharani Science College, Mysuru: A Survey**

**Dr. Puttamadappa K. B**

Govt. First Grade College for Women, K.R. Pete-571426, Mandya District, Karnataka, India

*puttukb2@gmail.com*

## **ABSTRACT**

*The present study has been undertaken with a view to know the scenario of the usage pattern of e- resources available under N-LIST programme by the faculty members, under graduate students and post-graduate students of Maharani Science college, Mysuru. The study aims at ascertaining the frequency of access, place of access, access mechanism and also search strategy used by users. A survey method was adopted, which comprises self-designed questionnaires and distributed through purposive and stratified random sampling method among the users. It also gives the present member's strength of the N-LIST programme. On the basis of filled up questionnaires received from the respondents, data has been analyzed and tabulated using SPSS software.*

**KEYWORDS:** N-LIST Consortium, E-resources, Maharani Science College.

## **INTRODUCTION**

In the modern information era many types of e-resources are available. Academicians are using the e-resources for their teaching and research work. E-books, E-journals, databases are becoming more popular and widely used because of their special features so that latest information is reach to the end user very quick and fast. Here we are studying about N-List programme which tries to give us information at our doorstep. A lot of efforts have been taken in past few decades to overcome this problem of financial crunch by resource sharing through consortia for academic libraries. UGC- INFONET Digital Library Consortium, INDEST-AICTE Consortium and N-LIST Programme are three major consortias serves for the universities, technical institutions and college library users. The N-LIST Programme project provides access to E-resources to students, researchers and faculty members from colleges and other beneficiary institutions through servers installed at the INFLIBNET Centre, Gandhinagar. As on 6<sup>th</sup> October 2022, a total number of 634471 active users at various colleges have been registered themselves with the N-LIST programme. More than 4050 eligible colleges including Govt. / Govt. Aided colleges covered under section 12B/2F of UGC Act as well as non-aided colleges that is already getting access to the available e-resources. More than 8 lakh faculty members and students have been allotted user id and password to access these e-resources. Authorized users from the colleges can access 1,99,500 + e-books and 6,000+ e-journals under N-LIST programme.

## **REVIEW OF LITERATURE**

**Mahesh R Solanki, (2016).** A Study was conducted among users in Sourashtra University. *The study aims at ascertaining the frequency of access, place of access, access mechanism and also search strategy used by users* to know the scenario of the usage pattern of e- resources available under N-LIST programme by the faculty members, A survey method was adopted, through purposive and stratified random sampling method among the users. Data has been analyzed and tabulated using SPSS software.

**Annadurai, P. and Venkatachalam, A.M. (2015),** In “Access pattern of e-resources under N-list programme by post-graduate students and research scholars in Kongu arts and science college, Erode: a study” the questionnaires was used to elicit the opinion of users by using random sampling technique. This paper tries to find out the purpose of e-resources among the users, ranking and evaluation of e-resources on the basis of the usage and the difficulties faced by the users while accessing e-resources. Based on the findings of this study, the researcher concluded that the use of e- resources had tremendous impact on the academic performance of the users.

**Annu G., Pillai and Aparna (January 2015),** A study was conducted among the faculty members of randomly selected arts and science colleges in and around Kottayam, affiliated to the Mahatma Gandhi University by the questionnaires were distributed to five colleges of science and social science faculty members. Although individual user ID and password is allotted, majority of the teachers access the e-resources using the infrastructure available in the colleges.

### **Objectives of the Study**

- ✓ To ascertain frequency of accessing N-LIST E-Resources.
- ✓ To know the access mechanism used for accessing N-LIST E-Resources.
- ✓ To find out search strategy used by the users.

### **SCOPE OF THE STUDY**

The studies were proposed to access and establish the various access patterns of N-LIST e-resources by colleges affiliated to Saurashtra University. The selected colleges affiliated to Saurashtra University and are having N-LIST programme only up to September 30, 2022 is included, the colleges acquired N-LIST programme and affiliation after September 30, 2022 are excluded from the study.

### **LIMITATION OF THE STUDY**

- The study is limited to only Maharani Science College are having N-LIST programme.
- Only Faculty members, UG students and PG students of these colleges were considered.

### **RESEARCH METHODOLOGY**

The survey (questionnaire) method was followed to collect the information from the users. Purposive as well as stratified random sampling method has been adopted. Out of 130 colleges, 40 colleges have been selected as a sample. The study was made using random sampling technique for collecting information from 593 respondents

## ***Access of E-Resources under N-List Programme in Maharani Science College, Mysuru: A Survey***

(51 Faculty members, 449 PG students and 93 UG Students). On the basis of filled up questionnaires received from the respondents, data has been analyzed and tabulated.

### **ANALYSIS AND INTERPRETATION**

This section includes frequency of use, access mechanism and search strategy used while accessing N-LIST e-resources. Frequencies and percentage of responses are given in each table. The analyzed data is presented in both tabular forms as well as in graphical form also.

**Table 1:** Frequency of Use of N-List E-Resources

Frequency	Category			Total
	Faculty Member	UG Students	PG Students	
Daily	06(11.8%)	36(8.0%)	09(9.7%)	51 (8.6%)
Once in a two days	10(19.6%)	53(11.8%)	09(9.7%)	72 (12.1)
Twice in a week	15(29.4%)	55(12.3%)	11(11.8%)	81(13.7)
Once in a week	15(29.4%)	68(15.1%)	22(23.6%)	105(17.7)
Once in a two Week	01(2.0%)	68(15.1%)	05(5.4%)	74(12.5)
Once in a month	02(3.9%)	101(22.5%)	10(10.8%)	113(19.1)
Occasionally	02(3.9%)	68(15.1%)	27(29.0%)	97(16.4)
<b>Total</b>	51	449	93	593

Table 1 shows how frequently users are using N-LIST e-resources. It is reflected from the table that 51 (8.6%) respondents are using daily, 72 (12.1%) respondents are using once in two days, 81 (13.7%) respondents are using twice in a week, 105 (17.7%) respondents are using once in a week, 74(12.5%) respondents are using once in a two week, 113 (19.1%) respondents are using once in a month and 97 (16.4%) respondents are using occasionally.

It is revealed from table 4.2.4.3 that among Faculty Members, 06 (11.8%) respondents are using daily, 10 (19.6%) respondents are using once in two days, 15 (29.4%) respondents are using twice in a week, another 15 (29.4%) respondents are using once in a week, 01 (2.0%) respondents are using once in a two week, 02 (3.9%) respondents are using once in a month and another 02 (3.9%) respondents are using occasionally.

On basis of frequency of use, among Faculty Members, 36 (8.0%) respondents are using daily, 53 (11.8%) respondents are using once in two days, 55 (12.3%) respondents are using twice in a week, 68 (15.1%) respondents are using once in a week, another 68 (15.1%) respondents are using once in a two week, 101 (22.5%) respondents are using once in a month and 68 (15.1%) respondents are using occasionally.

On basis of frequency of use, among Faculty Members, 09 (9.7%) respondents are using daily, 09 (9.7%) respondents are using once in two days, 11 (11.8%) respondents are using twice in a week, 22 (23.6%)

respondents are using once in a week, 05 (5.4%) respondents are using once in a two week, 10 (10.8%) respondents are using once in a month and 27 (29.0%) respondents are using occasionally.

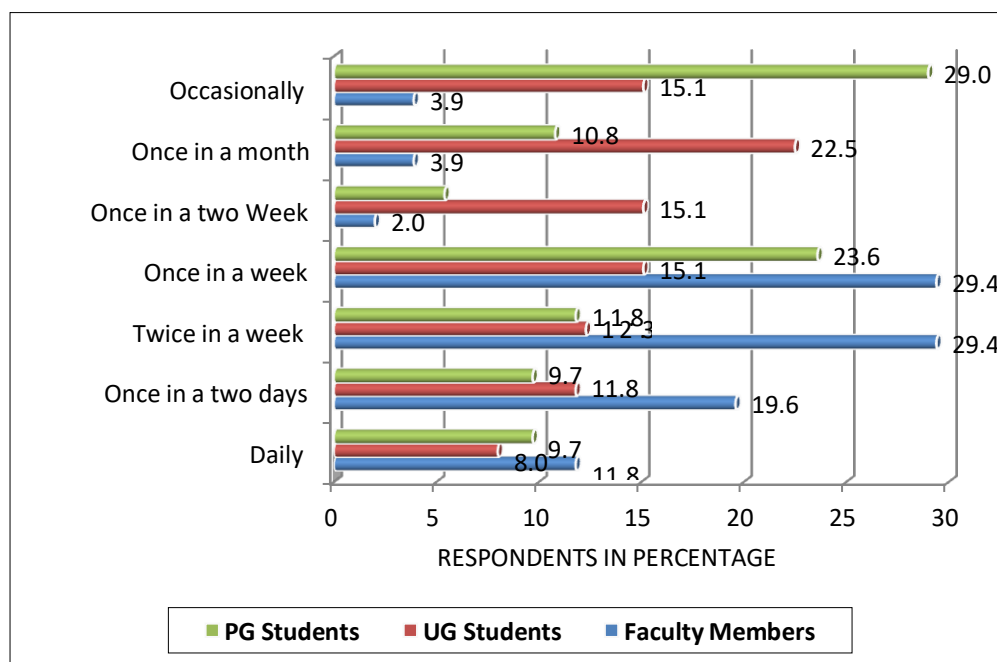


Fig. 1

Table 2: Access Mechanism Used for N-List E-Resources

Access Mechanism	Faculty Members		UG Students		PG Students	
	No. of Respondents	Percent (%)	No. of Respondents	Percent(%)	No. of Respondents	Percent (%)
Individual Login Name and Password	31	60.8	302	67.3	56	60.2
Institute's Login Name and Password	20	39.2	147	32.7	37	39.8
Total	51	100.0	449	100.0	93	100.0

Table 2 shows the mechanism used to access N-LIST e-resources by users. It is found from the table that among Faculty Members, 31 (60.8%) respondents have used individual login name and password whereas 20 (39.2%) respondents use institute's login name and password to access N-LIST e-resources.

Among UG Students, 302 (67.3%) respondents have used individual login name and password whereas 147 (32.7%) respondents have used institute's login name and password to access N-LIST e- resources.

## Access of E-Resources under N-List Programme in Maharani Science College, Mysuru: A Survey

Among PG Students, 56 (60.2%) respondents have used individual login name and password whereas 37 (39.8%) respondents have used institute's login name and password to access N-LIST e-resources. So, it is concluded from the table that majority of users are using individual login name and password to access N-LIST e-resources.

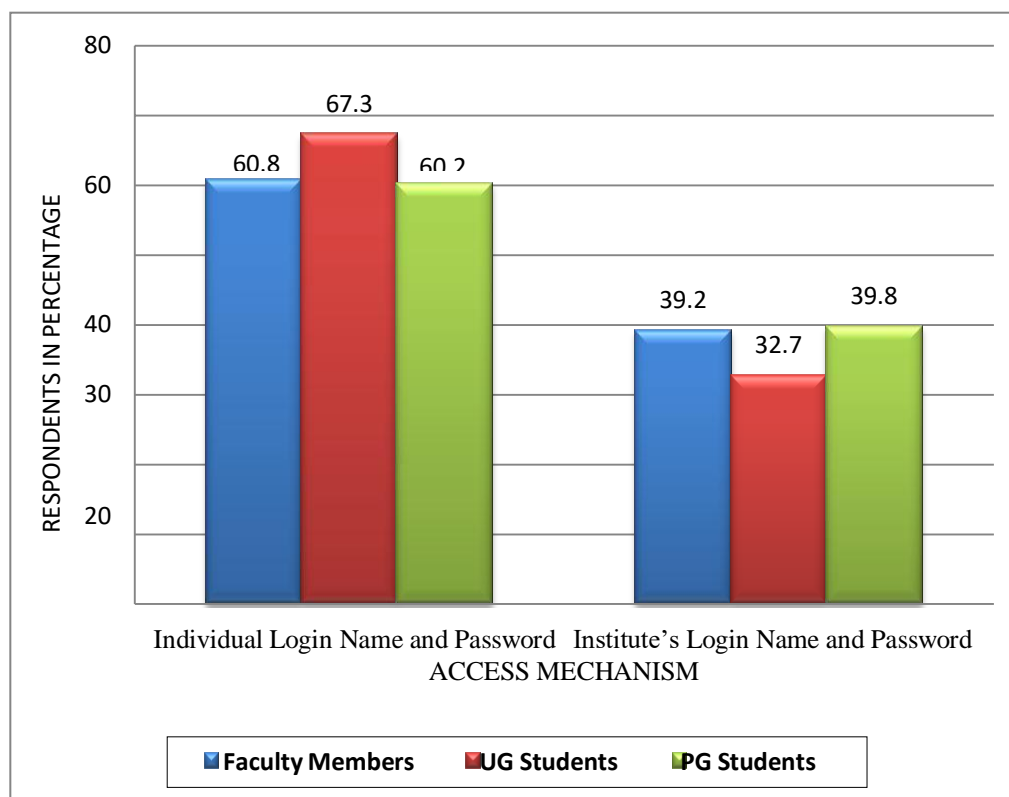


Fig.2

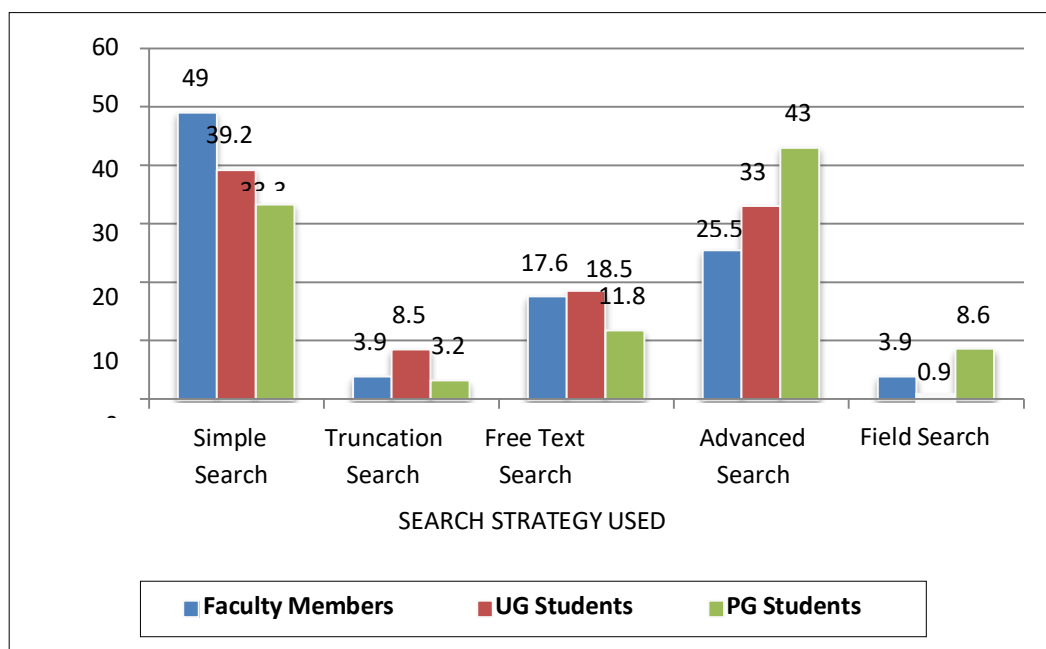
Table 3: Search Strategy Used While Accessing N-List E-Resources

Search Strategy	Faculty Members		UG Students		PG Students	
	No. of Respondents	Percent (%)	No. of Respondents	Percent (%)	No. of Respondents	Percent (%)
Simple Search	25	49.0	176	39.2	31	33.3
Truncation Search	02	03.9	38	8.5	03	3.2
Free Text Search	09	17.6	83	18.5	11	11.8
Advanced Search	13	25.5	148	33.0	40	43.0
Field Search	02	3.9	04	0.9	08	8.6
Total	51	100.0	449	100.0	93	100.0

Table 3 reflects the search strategy used while accessing N-LIST e-resources. It is depicted from the table that out of 51 Faculty Members, 25 (49.0%) respondents use simple search, only 02 (03.9%) respondents use truncation search, 09 (17.6%) respondents use free text search, 13 (25.5%) respondents use advanced search and another only 02 (3.9%) respondents use field search as a search strategy while accessing N-LSIT e-resources.

Out of 449 UG Students, 176 (39.2%) respondents use simple search, 38 (8.5%) respondents use truncation search, 83 (18.5%) respondents use free text search, 148 (33.0%) respondents used advanced search and only 04 (0.9%) respondents use field search as a search strategy while accessing N-LSIT e-resources.

Out of 93 PG Students, 31 (33.3%) respondents use simple search, 03 (3.2%) respondents use truncation search, 11 (11.8%) respondents use free text search, 40 (43.0%) respondents use advanced search and only 08 (8.6%) respondents use field search as a search strategy while accessing N-LSIT e-resources. So it can be seen from the table that majority of Faculty Members and UG Students use simple search whereas PG Students use advanced search as a search strategy while accessing N-LIST e-resources.



**Fig. 3**

**MAJOR FINDINGS**

- The present study shows that 29.4% Faculty members are using N-LIST e-resources once in week and 22.5% UG students are using once in a month whereas 29.0% PG students are using occasionally.
- The present study indicates that 60.8% Faculty members, 67.3% UG students and 60.2% PG students have used individual login ID and password whereas 39.2% Faculty members, 32.7% UG students and 39.8% PG students have used institutional login ID and password to access N-LIST e-resources.
- It is revealed from this study that 49.0% Faculty members and 39.2% UG students used simple search whereas 43.0% PG students used advanced search as a search strategy to access N-LIST e- resources.

## **CONSLUSION**

Based on the findings of this study, the researcher concluded that the use of electronic resources had tremendous impact on the academic performance of the students in college. However, there was need to acquire more skills and awareness about the use and availability of N-LIST e-resources. This study expected to be helpful to library to improve their services, especially assisting the users in their academic work.

## **REFERENCES**

- [1] Annadurai, P. and Venkatachalam, A.M. (2015). Access pattern of e-resources under N-LIST programme by post-graduate students and research scholars in Kongu arts and sciencecollege, Erode: a study. *Indian Journal of Science*, 21 (71), 31-39.
- [2] Annu, G., Mini, G. P., & Aparna, P. R. (2015). Use of N-LIST programme and the role of collegelibrarians: a survey. Paper presented at ICBKC. Karnataka, NMAM Institute of Technology.
- [3] Mahesh R Solanki, (2016). Access pattern of E-Resources under N-List programme among Users, *International Journals of Multidisciplinary Research* 4(4), 41-46
-