

Library Services Provided to Persons with Disabilities by Colleges Affiliated to Shivaji University Kolhapur

**Dr. Namita Khot¹; Pooja Pandurang Hujare²;
Sangram Ashok Killedar³**

Director, Barr. Balasaheb Khardekar Knowledge Resource Center, Shivaji University, Kolhapur¹; Library Assistant, Barr. Balasaheb Khardekar Knowledge Resource Center, Shivaji University, Kolhapur²; Research Scholar, Department of Library and Information Science, Shivaji University, Kolhapur, India³

ABSTRACT

In the present paper, the researcher studied the facilities provided to students with disabilities in the affiliated college of Shivaji University Kolhapur. The researcher has studied all types of students with disabilities such as blind, mute, deaf, and hearing. The physical facilities provided by the college to disabled students have been reviewed by the researcher. The research focuses mainly on the services provided by the college to blind students. It has been studied whether the website of the college is accessible to blind students. The researcher used the questionnaire method for the present study to collect data. Questions are formed by using Googleforms to study the situation of library facilities for persons with disability. It consists of all aspects to achieve the objectives of the study. The analysis shows that 60.4% e resources are in accessible format for the person having disabilities. 39.6% e resources are not in accessible format for persons with disabilities. 35.8% college libraries have their own website rather than college website. But 64.2% college libraries do not have their separate website. 47.2% colleges give wheelchairs to the physically disabled students. 18.9% students are given by facilities of adaptive keyboards. 10.7% libraries give ramps and slopes to their students. 13% libraries do not give any facilities to disabled students. 62.3% libraries have facilities for persons with disabilities. 37.7 % libraries do not provide facilities for persons with disabilities.

KEYWORDS: College Libraries, Persons with Disabilities, Library Services, Assistive Technology.

1. INTRODUCTION

People with disabilities means people who are blind / vision impaired, deaf / hearing impaired and people suffering from locomotor disability [i.e. disabilities of bones joints or muscles leading to substantial restriction of the movement of the limbs]. According to ALA assistive or adaptive technology [AT] are devices or computer based

accommodation that helps individual with special needs to work around or compensate for a disability and enhancing individual ability in simple words or equipments that are used to maintain increase or improve the functional capabilities of people with disabilities.

First law of library science is books for all. This all includes persons with disabilities also. There has been increasing recognition of abilities of persons with disabilities and emphasis on mainstreaming them in the society based on their capabilities. The government of India has enacted three legislations for persons with disabilities, viz.

1. Persons with disabilities [equal opportunities, protection of rights and full participation] 1995 which provides for the education, employment, creation of barrier free environment, social security etc.
2. National trust for welfare of persons with autism, cerebral palsy, mental retardation and multiple disabilities act 1999 as provision for legal guardianship of the four categories and creation of enabling environment for as much independent living as possible.
3. Rehabilitation council of India act 1992 deals with development of manpower for providing rehabilitation services. Access to information is one of the most important human right which allows the individuals to develop himself and participate actively within democratic society. In this regard library plays very much important role in the development of person. Libraries should have to provide equal opportunities for all persons including persons with disabilities. A badly informed community or one that restrict information to elite group in long term becomes non-democratic society in which ignorance and inequality of opportunity will lead to intolerance and discrimination among citizens.

2. NEED OF THE STUDY

In higher education number of students are disabled this disability includes vision impaired, hearing impaired and people suffering from locomotor disability in this study research on using modern technology ICT the facilities provided to persons with disabilities by colleges are studied; which helps to study the situation of facilities and technology provided to persons with disabilities through colleges affiliated to Shivaji University Kolhapur. This study helps to create awareness among libraries which give facilities to persons with disabilities.

3. SCOPE OF THE STUDY

For the present study researcher select the area limited in arts, commerce and science colleges affiliated to Shivaji University. There are 185 arts, commerce and science colleges affiliated to Shivaji University. But due to pandemic librarians are unable to give response to the questionnaire. Total 53 colleges have given response. Those 53 responses are taken as 100% responses and project is done.

4. OBJECTIVES OF THE STUDY

- To find out facilities given to persons with disabilities.
- To collect information about library services provided to persons with disabilities
- To find out e-resources provided to persons with disabilities
- To find out whether college websites are accessible for persons with visually impaired

5. LITERATURE REVIEW

Ekwelem, V. O. (2013) “Library services to disabled students in the digital era: challenges for outcome assessment” has given study about library services for disabled. In this article writer has given detailed study of use of electronic resources by the disabled users in the libraries of South East Nigeria. By using interview style data collection method writer has given in detail his research outcomes. In this article writer has given the concept of disability, benefits of ICT in educational development has given. Along with this he has given rights of disabled people along with the use of ICT for the service provider for disabled users has given. He concluded that resources are scarce to fulfill the needs of the user. He gets all information by data analysis of information given from the interview

Khot, Namita in her article “Assistive and adaptive technology for students with disabilities in library” has given information about the Assistive technology for the disabled students in library. In this article she has explained different software which can be used in libraries for disabled students. She has given list of different software which can help the disabled students while getting information from the library. Along with this she has given the facilities which can be provided for the person having visually impaired, deaf and physically disabled.

Arndt Theresa, Schnitzer Anna (2018), in his article “Library services for people with Disabilities” of Dickinson Scholar given overview about library services that are provided for the person having disability. It is a general review type of paper. In this paper writer given explanation about the disability, accessibility, diversity, social justice and inclusivity.

Rayini Junaid, (2017), in article “Library and information services to the visually impaired person” in Library Philosophy and practice (e journal) explained in detail all the information about visually impaired people and their learning barriers. In this article writer given national concern about visually impaired people. In this article writer explained Library and information services available to the visually impaired. Along with this writer given suggestions for improving library and information services to the visually impaired.

6. RESEARCH METHODOLOGY

Research methodology is systematically solving the research problem. It may be understood as a science of studying how research is done scientifically. In it we study the various steps that are generally adapted by researcher in studying his research problem along with logic behind them. Research methodology is a specific procedure or technique used to identify, select, process and analyze information about a topic. In a research paper, the methodology section allows the reader to critically evaluate studies overall validity and reliability. The methodology section answers two main questions: How was the data collected or generated? How was it analyzed. ‘Percentage method’ is used for present study.

6.1 Population

For the present study, selected libraries of colleges affiliated to Shivaji University, Kolhapur are collected as a population.

6.2 Research tools and techniques

a. Questionnaire method

Questions are formed by using Google forms to study present situation of library facilities for persons with disability. It consists of all aspects to achieve objectives of the study.

b. Tools of analysis

The data collected from the questionnaire will be presented in the form of tables, graphs and charts. This data will be analyzed by using excel.

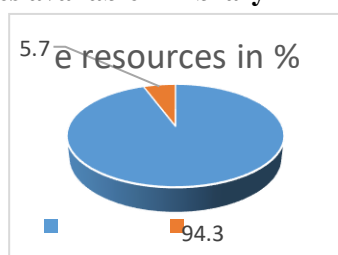
7. SAMPLE SIZE

This sample size includes all arts, commerce and science colleges libraries affiliated to Shivaji University in Kolhapur, Sangli and Satara districts. It includes about 185 colleges in Kolhapur district. But due to pandemic librarians are unable to give response to google form. Out of 185 libraries only 53 librarians have given response. For this research these 53 responses are taken as 100%.

8. DATA ANALYSIS AND INTERPRETATION

In this chapter analysis and interpretation is done. For this researcher has used MS EXCEL to make graphs and charts. By percentage method all data is presented in the form of percentage. Graphical presentation is used to show the results of collected data from the libraries.

1. E resources available in library



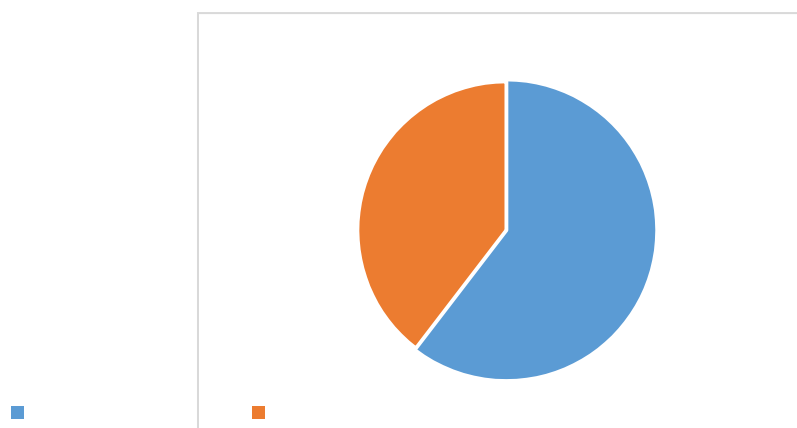
E resources	Percentage
Available	94.3%
Not available	5.7%

Graph no.1 – e resources available in library

Chart no 1- e resources available in library

From given chart it is concluded that about 94.3 % college libraries have e resources available in their library. Also, another 5.7% libraries do not have e resource.

2. E resources available in accessible format



Graph no.2- e resources available in accessible format E resources for persons with Disabilities

Library Services Provided to Persons with Disabilities by Colleges Affiliated to Shivaji University Kolhapur

Chart no 2- e resources available in accessible format

E resources	Percentage
In Accessible format	60.4
Not in accessible format	39.6

From above graph and chart, it is concluded that 60.4% e resources are in accessible format for the person having Disabilities. 39.6 % e resources are not in accessible format for persons with Disabilities.

3. E resources for persons with Disabilities

Type of e-resources	Percentage
E – Book	66
E – Journals	66
E - Database	35.8
Library OPAC	66
website	67.9
Any other e resources available	13.2

Chart no.3 - e resources available for persons with Disabilities

Chart indicates that most of the college libraries use e resources. In these e resources there are website, e books, e journals and OPAC are the mostly used by college libraries. E databases are also used by libraries. There are few libraries which does not have any resources. Which are negligible? There are some other resources which are rarely used by libraries.

4. e resources in library

Graph no.4 - e resources in library

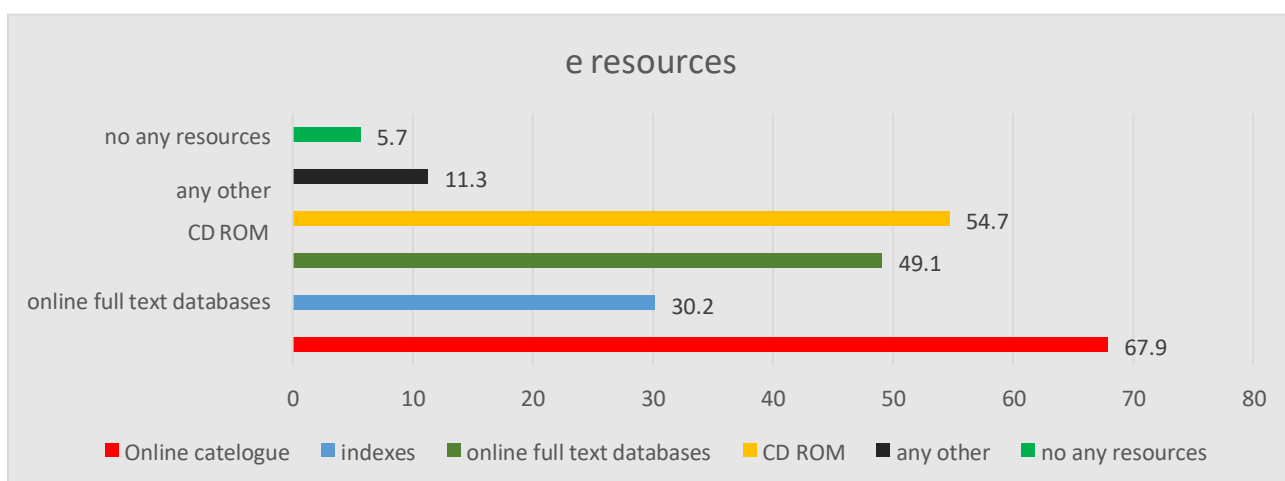


Chart indicates that most of the college libraries use online catalogue, online indexes, online full text databases and CD ROM. There are some libraries which does not have any of the e resources including above. Also, there are few libraries which have any other e resources rather than these e resources.

5. Separate website for college library rather than college website

Separate website	Percentage
Yes	35.8
No	64.2

Chart no.5- percentage of separate website for library

There are some libraries which have their separate website rather than college website. Only 35.8% libraries have their separate website. Another 64.2 % libraries donot have their separate website.

6. Website in accessible format for persons with Disabilities

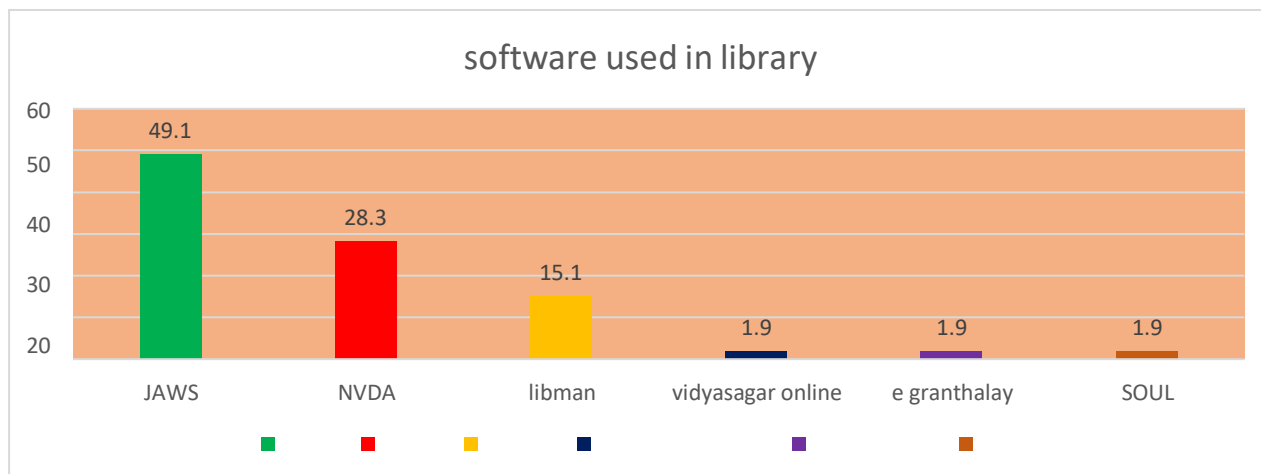
Website	Percentage
Accessible	50.9
Not accessible	49.1

Chart no 6 – percentage of website inaccessible format

Accessibility of website is 50.9% for the person having disabilities. Another 49.1% website is not in accessible format for the disabled users

7. Software used to access the website

Graph no.7- software used in libraries.



From the above graph it is concluded that most of the libraries uses JAWS software. Along with this NVDA is the second largest used software by the libraries. There are some libraries which does not have any such software. Along with this some libraries uses libman, vidyasagar online, e granthalaya and SOUL software for their library.

8. Website available for visually impaired person

Graph no 8 - website available for visually impaired person

Website for visually impaired	%
Available	71.7
Not available	28.3

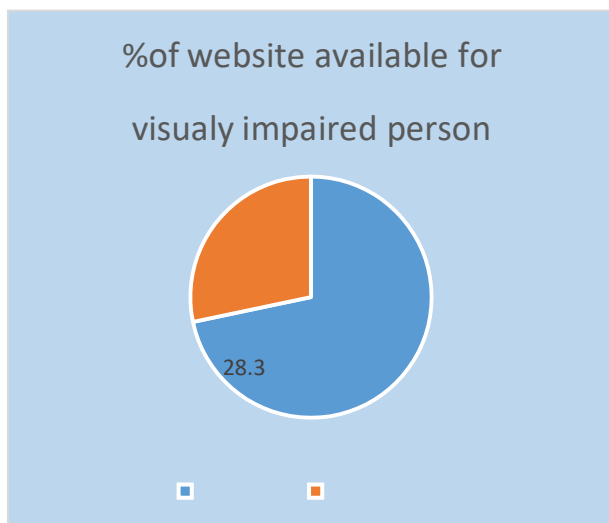


Chart no 8. Percentage of website for visually impaired students

From the above graph it is concluded that 71.7% library websites are available for the person having visually impaired. Another 28.3% library website is not available for the person having visually impaired.

9. Facilities for persons with Disabilities

Facilities available	Percentage
Yes	62.3
No	37.7

Chart no.9 -facilities for persons with Disabilities

Chart indicates that about 62.3% libraries provide facilities for persons with Disabilities. Remaining 37.7% libraries do not provide any such facilities for persons with Disabilities

10. Use of facilities by disabled students

Graph no 10- use of facilities by disabled students

By given graph it is concluded that though facilities are available in libraries among that facilities only 54.7 % facilities are used by disabled students. Remaining students do not use these facilities.

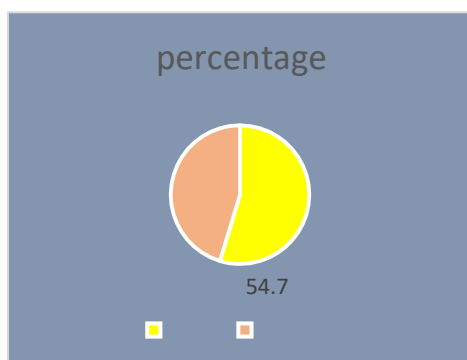
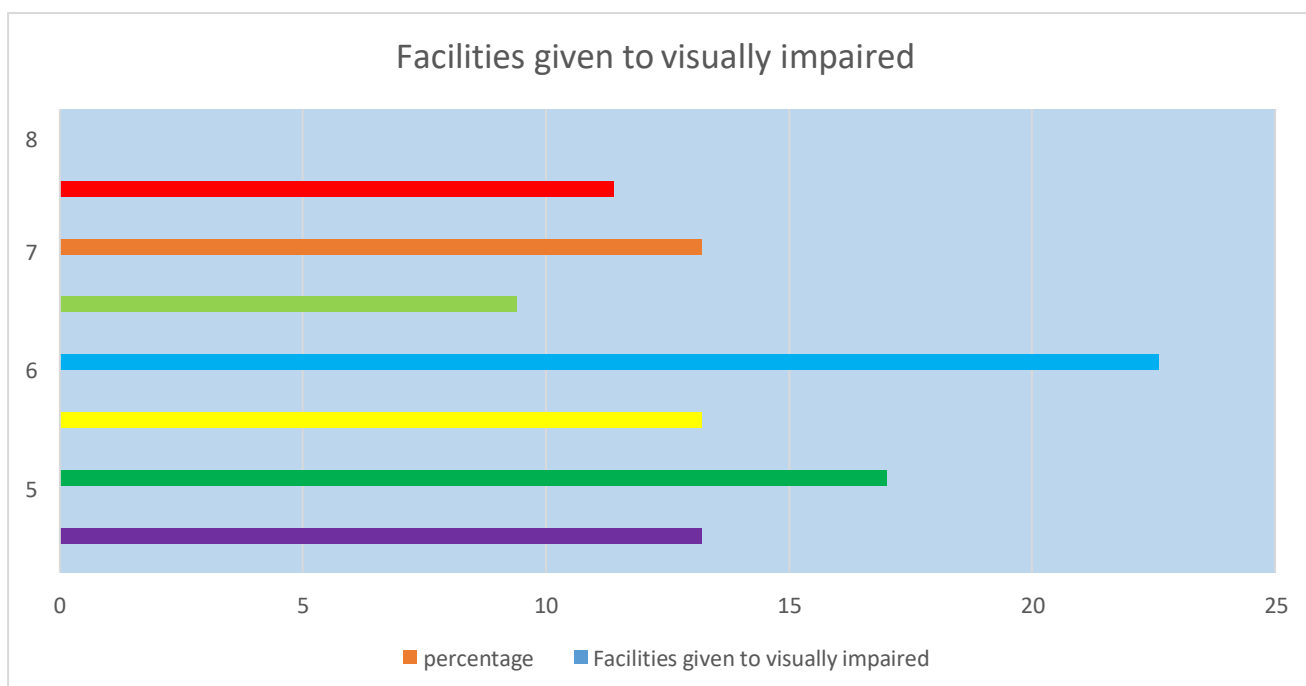


Chart no.10 Use of facilities by disabled students

Facilities used by disabled	Percentage
Used	54.7
Not used	45.3

11. Facilities given to persons with visual impairment



Graph no. 11 - facilities given to visually impaired

	Facilities given to persons with visual impairments	Percentage
1	Large magnifying glasses	13.2
2	Reader research assistant	17
3	Braille books	13.2
4	Speech synthesizer	22.6
5	Image enhancer	9.4
6	No facilities	13.2
7	Any other facilities	11.4

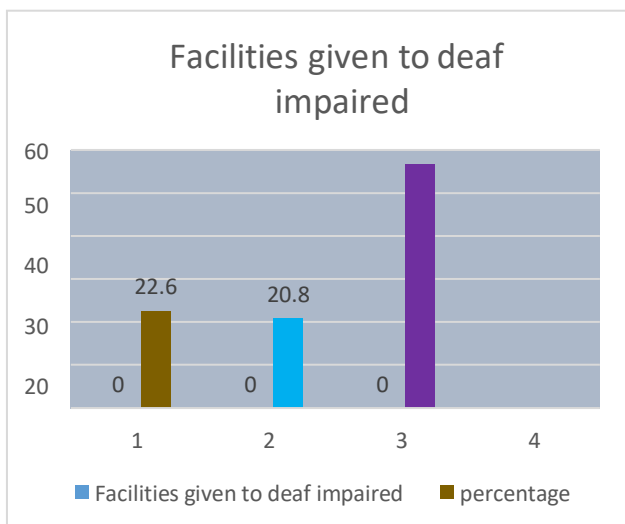
Chart no. 11 -facilities given to visually impaired

Above graph concluded that there are many facilities given to persons with visual impairments. 13.2% gives large magnifying glasses and Braille books to them.17% libraries given reader research assistant.22.6% libraries given speech synthesizer and 9.4% libraries given imagesenhancer. Along with this there are 13.2% libraries which does

Library Services Provided to Persons with Disabilities by Colleges Affiliated to Shivaji University Kolhapur

not gives any facilities to the visually impaired students. Also 11.4 % any other facilities like audio books, book sets, online facilities given to persons with visual impairments by some libraries.

12. Facilities given to persons with deafimpairment



Graph no.12-facilities given to deafimpaired

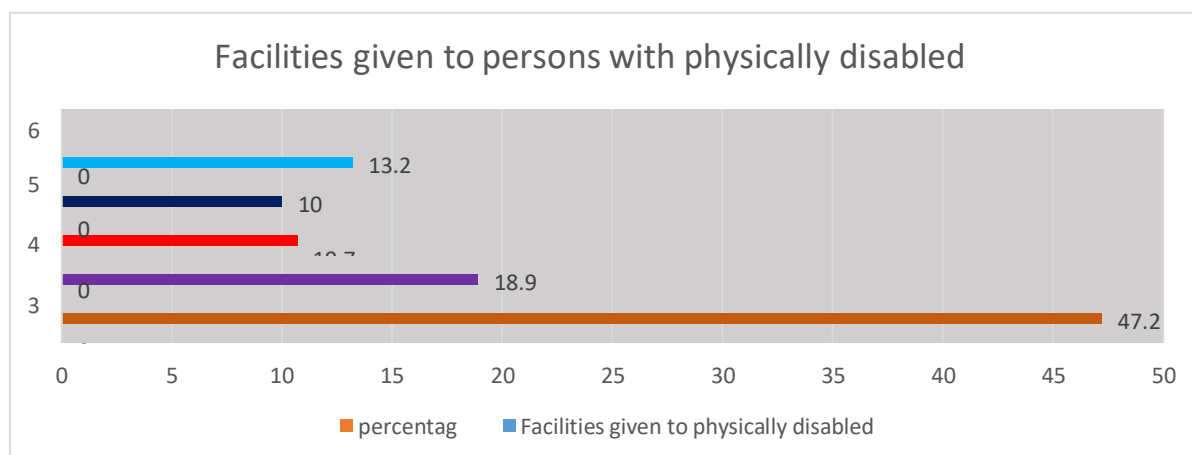
Chart no 12 - facilities given to deafimpaired

No	Facilities	Percentage
1	Behind the ear	22.6
2	Sign language equipment	20.8
3	No facilities	56.6

From given graph it is concluded that there are only 22.6% libraries gives behind the ear facilities to the deaf impaired. 20.8% libraries give sign language equipment. Remaining 56.6% libraries does not give any such facilities to the deaf impaired students.

13. Facilities given to physically disabled students

Graph no.13 -facilities to physically disabled

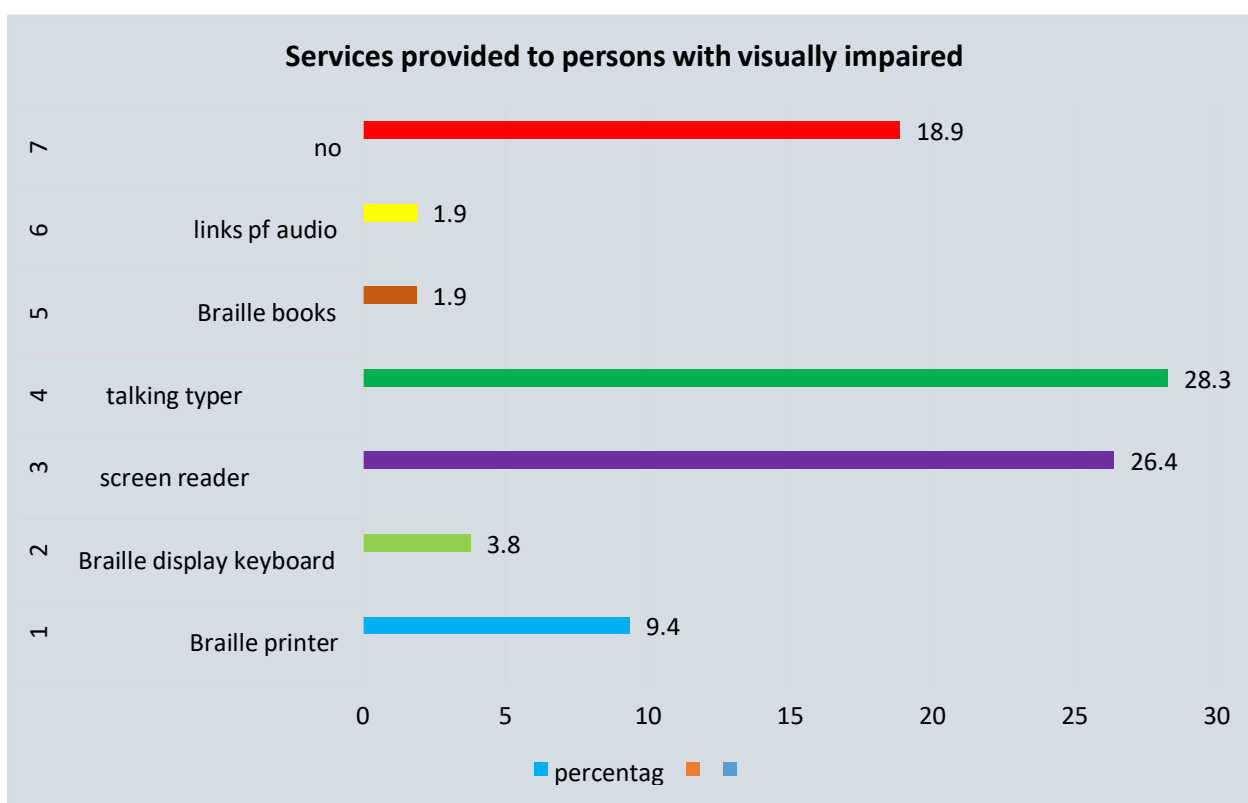


Sr. No	Facilities given to physically disabled	Percentage
1	Simple/electronic wheelchairs	47.2
2	Adaptive keyboards	18.9
3	Ramps and slops	10.7
4	Separate seating arrangements	10
5	No facilities	13.2

Chart no 13 - facilities given to physically impaired

From the above graph it is concluded that there 47.2% colleges give wheelchairs to the physically disabled students.18.9% students are given by facilities of adaptive keyboards, 10.7 % libraries give ramps and slops to their students. Another 10% libraries have separate seating arrangements for physically disabled students. But there are also 13% libraries are there which does not have any facilities for disabled students.

14. Services for persons with visual impairments

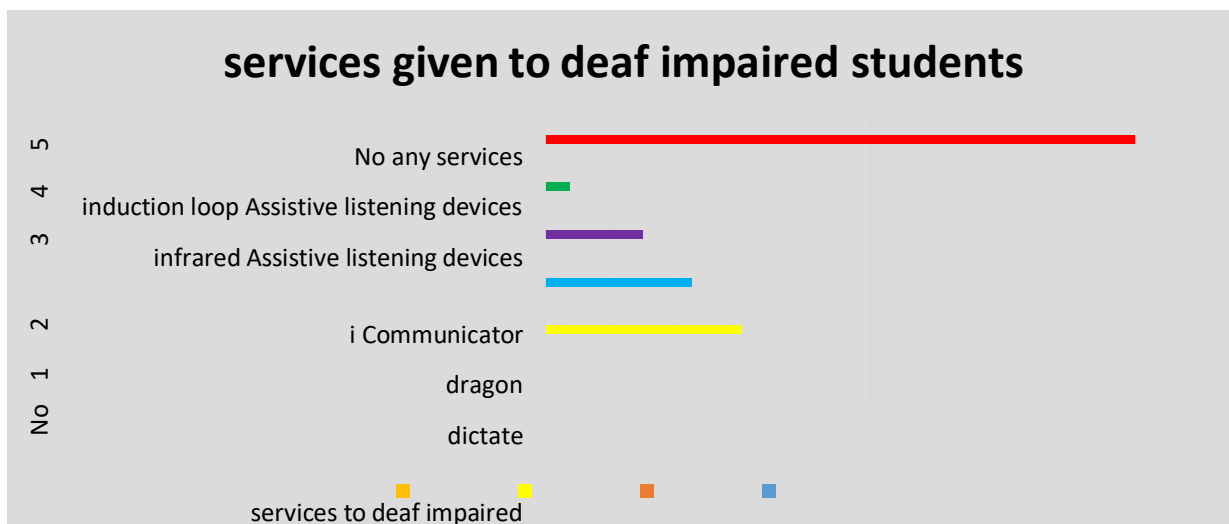


Graph no.14-services for person with visually impairments

From the above graph it is given that only 9.4% libraries provide Braille printer. Braille display keyboard are provided by only 3.8% libraries. 26.4% libraries provide screen reader software and 28.3% libraries gives talking typing software. There are 1.9% libraries which gives Braille books and audio links to the visually impaired students. Along with this there are 18.9% libraries which does not gives any services to the visually impaired students.

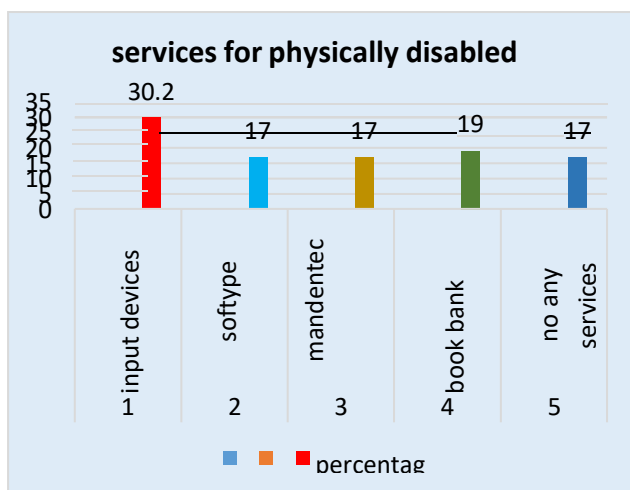
15. Services to deaf impaired

From the graph given below it is given that there are 15.1% college libraries which give dragon dictate services to their users. 11.3% libraries give I communicator. Infrared Assistive listening devices are given by 7.5% libraries and induction loop Assistive listening devices are given by 1.9% libraries. There are 45.3% libraries which does not give any services to the deaf impaired students.



Graph no. 15 - services to deaf impaired

16. Library services for physically disabled



From the graph given above it is find out that there are 30.2% libraries which gives input devices to the physically disabled students. There are 17% libraries which gives softype and mandentec tracker services each. Along with this there are 19% libraries which gives book bank set. 17% libraries are there which does not gives any services to the physically disabled students.

17. Library sources available in Braille language for persons with visual impairments

Sources in Braille language	Percentage
Yes	26.4
No	73.6

Chart no 17 - Percentage of sources available in braille language

From above chart it is given that there are only 26.4% college libraries which have Braille language sources for visually impaired students. Remaining 73.6% students do not have any source in Braille language.

18. Library sources in subtitled or in sign language video

Subtitled or sign language video	Percentage
Yes	26.4
No	73.6

Chart no 18 - Percentage of sources insubtitled or sign language video

From the above chart it is concluded that there are only 26.4% college libraries which give subtitled or sign language video sources to the disabled users. Remaining 73.6% libraries do not give any facilities to the users.

FINDINGS

From the analysis given in chapter No 4 following findings are given

1. Most of the libraries have e resources available and which are in accessible format for the person having disabilities. These e resources are used by the disabled users
2. Libraries provide different e resources to the disabled users. It includes Website, e booksjournals and OPAC.
3. E resources also include e databases.
4. There is 50.9% website are accessible to the persons with Disabilities. Remaining 49.1 website are not in accessible format
5. Libraries use different software like JAWS, NVDA and some other software as per their convenience
6. 62% libraries provide different facilities to their students having different Disabilities. But another 38% libraries do not provide such facilities to the disabled users.
7. Most of the library provide different services to the disabled users. But few libraries which do not give any services to the disabled users.
8. Most of the libraries do not have Braille language sources for persons with visual impairments.
9. Most of the libraries do not have sources which are in subtitled or sign language video format.
10. 94.3% college libraries have e resources available in their libraries. Another 5.7% libraries do not have e resources.
11. 52.8% college libraries have image and sound alternative to text format and 47.8% college libraries do not have

Library Services Provided to Persons with Disabilities by Colleges Affiliated to Shivaji University Kolhapur

image and sound alternatives.

12. 71.7% college library website available for visually impaired remaining 28.3% library website not available for visually impaired.

13. 54.7% facilities are used by the disabled students among facilities available for them.45.3% facilities are not used.

14. 13.2% college libraries gives large magnifying glasses and Braille books to visually impaired.22.6% college libraries given speech synthesizer and 9.4% libraries given imageenhancer.

15. 22.6% college libraries given behind the ear facilities to deaf impaired 20.8% libraries gives sign language equipment. Remaining 56.6 % libraries does not give any facilities tothe deaf impaired students.

16. 9.4% libraries provide Braille printer. Braille display keyboard are provided by 3.8% libraries.26.4% libraries provide screen reader software and 28.3% libraries gives talking typer software.18.9% libraries does not give any services to visually impaired students.

17. 15.1% college libraries give dragon dictate services to the users. 11.3% libraries give I communicator.7.5% libraries give Infrared assistive listening devices. Induction loop assistive listening devices are given by 1.9 % libraries.45.3% libraries do not give any services to deaf impaired students.

18. 30.2% libraries give input devices to physically disabled students.17% libraries give softtype and mandate tracker services.19% libraries give book bank set.17% college libraries does not give any services to physically disabled students.

19. 26.4% libraries have Braille language sources and also sources in subtitled or sign language video.73.6% college libraries does not have Braille language sources and sources in subtitled and sign language video.

SUGGESTIONS

1. College libraries which does not have e resources they should have to add e resources totheir traditional resources.

2. College libraries should have separate website rather than college websites for this theyhave to take efforts and take help of computer section.

3. Some libraries must give facilities to disabled students.

4. College libraries should have to increase use of different facilities for disabled students.They should have to add advance and more facilities in libraries for disabled students. For that budget should be sanctioned.

5. Use of software in libraries is less so they have to increase use of library software andtraining should be given to PWDs.

6. Libraries which does not have Braille books they should have to add these in theirsources

7. There are very few services available for deaf impaired students. Library should have toadd services for them.

8. Many libraries do not have sources available in subtitled or sign language video theyshould have to add it.

9. Ramps should be provided in reading hall for PWDs.

10. Proper training for handling computers can be given to visually impaired students.

11. Equipment like large magnifying glasses, reader research assistant, braille books, speech synthesizer, and image enhancer can be provided to visually impaired students.

12. All visually impaired students should be given proper training for using university website and accessible books provided on <http://www.unishivaji.ac.in> on BBKKRCportal.

13. All PWDs should be informed about Resource Center for inclusive education center of Shivaji University and its membership.

CONCLUSION

Libraries play very much important role in the development of the persons. As per the ' Books for all' which is one of the most important law of library science, libraries should have to provide all facilities and services to disabled users along with common students. In this research researcher studied about library services and facilities given to disabled users by college libraries affiliated to Shivaji University, Kolhapur. By doing this project researcher get information about library services and facilities which given to the disabled users by that libraries. Many libraries are doing well in this regard. They are providing essential services and facilities to their disabled users. But very few Libraries are not aware about this. They do not have even basic facilities and services for them. Some libraries are well aware about their facilities. Libraries provide e resources for the persons having impairments. They use websites, e books, e journals OPAC and e database. Some e resources are also available in online catalogues, indexes, online full text databases and CD- ROM format. Along with this there are many libraries which do not provide any e resources to the students having different impairments. Very few libraries provide separate library website rather than college website.

REFERENCES

- [1] Bashir, R., Fatima, G., Malik, M., Younus, M., & Ali, I. (2017). Library resources for persons with special needs: a quantitative analysis. *Bulletin of education and research*, 39(2), 215–224
- [2] Ekwelem, V. O. (2013). Library services to disabled students in the digital era: Challenges for outcome assessment. *Library Philosophy and Practice*, 970.
- [3] Arndt, Theresa S., and Anna Schnitzer (2018) "Guest Editorial: Library Services for People with Disabilities." *Reference Services Review* 46, no. 3, 321-324. <https://www.emeraldinsight.com/doi/full/10.1108/RSR-08-2018-089>
- [4] Rayini, j. (2017). Library and information services to the visually impaired persons. *Library philosophy and practice*, 1510.
- [5] Killedar, S. A., & Khot, N. (2021). Inclusive Education for Persons with Disabilities: A case study of Resource Centre for Inclusive Education in Shivaji University, Kolhapur. *Library philosophy and practice*, 6555.
- [6] Kothari, C. R. (2004). Research methodology: Methods and techniques. Daryaganj: New Age International Pvt. Ltd., Publishers.
- [7] New York library association. Guidelines for libraries serving persons with a hearing impairment. Library trends.
- [8] Individuals with disabilities /special needs in higher education: guidelines of Mumbai University. (2017, November 5). Mumbai University.
- [9] Braille and talking book library (Btbl). (n.d.). Retrieved August 15, 2021, from California State Library website: <https://www.library.ca.gov/btbl/>
- [10] Shivaji university, Kolhapur—One of the oldest and premier universities in India. (n.d.). Retrieved, August 21, 2021, from <http://www.unishivaji.ac.in/>